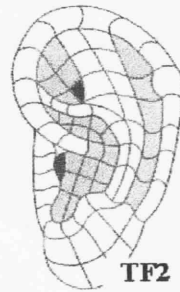
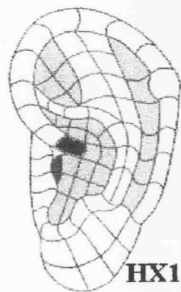
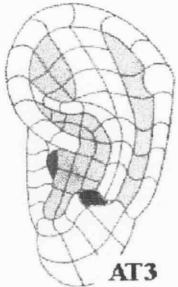
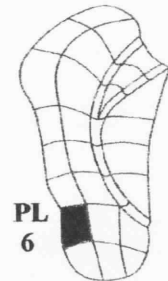
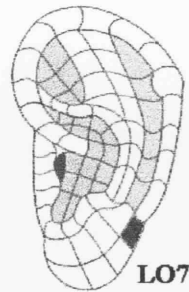
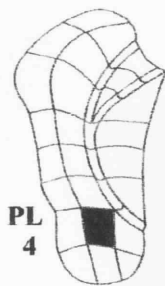
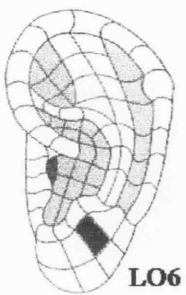
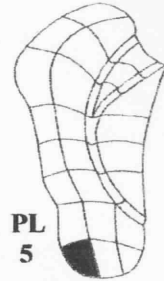
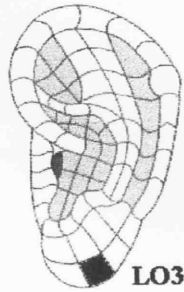
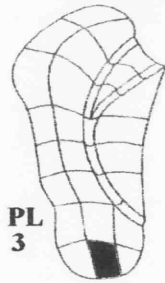
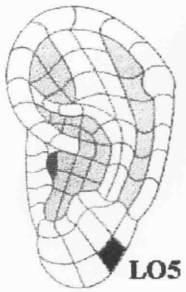


AcuPoint Analysis TRIGEMINAL NEURALGIA (EAR)*

Points



AcuPoint Analysis
TRIGEMINAL NEURALGIA (EAR)*
 (DESCRIPTIONS)

Point	Description
ELO05	INTERNAL EAR .C, TONGUE .F, MIDBRAIN TEGMENTUM, TRIGEMINAL NERVE, HELIX 5
EPL03	
ELO03	FACE, CHEEKS, LIPS, TONSIL 4, HELIX 6, PARIETAL LOBE
EPL05	
ELO06	UPPER JAW, MAXILLA, VERTEX, HIPPOCAMPUS, TEMPORAL CORTEX, AUDITORY LINE, PARIETAL CORTEX
EPL04	
ELO07	LOWER JAW, MANDIBLE, CHIN, PONS
EPL06	
EAT03	OCCIPUT, ATLAS, OCCIPITAL LOBE
EHX01	Master Point 0, Point of Support, Solar Plexus, Umbilical Cord, Penis, or Clitoris, Sexual Desire, Bosch Point, Diaphragm, Hiccups. Located in a notch at the beginning of the Helix Root. This point brings the whole body toward a state of homeostatic balance
ETF02	Master Point 1, (Shen Men), French Hip, Chinese Shen Men (Divine Gate), Pelvic Cavity, French Wonder Point. Located in the middle of the 2st zone of the Triangular Fossa. This master point alleviates pain, tension, anxiety, and depression.